



# Personal Protective Equipment (PPE) for humanitarian demining in 2012

**Security Devices (Pvt.) Ltd., has been supplying a range of PPE for Humanitarian Demining since 1997.**

**Our equipment is always designed to meet (or exceed) the requirements of the International Mine Action Standards (IMAS).**

**This catalogue is made up of separate data-sheets that are also available at our website.  
Please refer to our latest release.**

**Contact:** Security Devices (Pvt.) Ltd. Email: Trevor Thomsen or Oddia Mabika at [secdev@mweb.co.zw](mailto:secdev@mweb.co.zw)  
Tel: +263 4 487064 / 486405 / 486317 Facsimile: +263 4 486885 [www.secdevinc.com](http://www.secdevinc.com)



## SD Platinum full-face visor for humanitarian demining

The new (December 2009) lightweight Platinum SD full-face blast visor is 20% lighter than our popular traditional model. Both are made using 5mm untreated polycarbonate, as required in the UN's IMAS 10.30. Both can be supplied with a 1mm polycarbonate scratch-guard.

The head-frame supplied is our latest "comfort" model (design registered®) with two Velcro fixing straps across the back of the head. The head-frame includes a padded forehead strip that should be removed and washed regularly.

If there is too much pressure on the sides of your head, the user can remove the visor bolts and reposition the head-frame supports on the outside of the visor. This makes the frame a full 2cm wider. The Nylock® fixing bolts should be tightened after adjustment so that it is not possible to lift the visor face during use.

Your organisation's logo (one colour) can be printed onto the visor at no extra cost.

SD Part no.: SKU1011




Creative trimming has reduced weight and helped to increase stability and comfort.



The Platinum visor alongside the traditional full-face visor.



Our "Comfort" head-frame® has double straps at the rear to increase stability.



The frame can be attached inside or outside the visor. When outside, the frame is wider to allow for those with wide heads.

*Because visors must be worn in the sun, and will be scratched no matter how careful you are, SD recommends that you follow the IMAS guidelines and replace visors annually\*.*

For more information, contact Trevor Thomsen or Oddia Mabika at [secdev@mweb.co.zw](mailto:secdev@mweb.co.zw)  
Tel: +263 4 487064 / 486405 / 486317 Facsimile: +263 4 486885 [www.secdevinc.com](http://www.secdevinc.com)

\* See [http://www.mineactionstandards.org/tnma/TN\\_10.10\\_02\\_2004\\_General\\_Safety.pdf](http://www.mineactionstandards.org/tnma/TN_10.10_02_2004_General_Safety.pdf) )



## SD Standard full-face visor for humanitarian demining

The SD standard full-face visor is believed to be the most used facial protection in humanitarian demining worldwide. We have sold more than 20,000, supplying several equipment suppliers (under their Logo) and selling to many demining groups direct.



The standard SD full-face blast visor is made using 5mm untreated polycarbonate sheet, as required in the UN's International Mine Action Standards (IMAS. 10.30). It is usually supplied with a 1mm polycarbonate scratch-guard which you should replace when it becomes damaged. The head-frame supplied can be either our "standard" or the "comfort®" model. Both are made using durable and washable polyamide and are adjusted to fit using Velcro® straps. The head-frame includes a padded forehead strip that should be removed and washed regularly.

The head-frame and visor face should be adjusted so that the visor hangs straight down, then the bolts should be tightened. Nylock® nuts are used because the visor is not designed to be raised during use.



SD Part no.: SKU1010

All standard visors are stamped with a number for easy visor management. Your organisation's logo (one colour) can be printed onto the visor at no extra cost.

*Because the properties of polycarbonate are degraded by sunlight, and because visors will become scratched no matter how careful you are, SD recommends that you follow the IMAS guidelines and replace visors annually (see [http://www.mineactionstandards.org/tnma/TN\\_10.10\\_02\\_2004\\_General\\_Safety.pdf](http://www.mineactionstandards.org/tnma/TN_10.10_02_2004_General_Safety.pdf) )*

For more information, contact Trevor Thomsen or Oddia Mabika at [secdev@mweb.co.zw](mailto:secdev@mweb.co.zw)  
Tel: +263 4 487064 / 486405 / 486317 Facsimile: +263 4 486885 [www.secdevinc.com](http://www.secdevinc.com)



## SD Mask-visor for humanitarian demining

Having first made mask visors in 1996, SD have now adopted Andy Smith's "Mask-visor" design, first publicised by him in 2008. We are grateful for his no-strings "technology transfer" which has included helping us to make design refinements and establish a production line. We regret that Andy is always professionally unable to retain a commercial interest in his designs. The Mask-visor design is now the property of SD and has been duly registered®.

We have introduced the Mask-visor to try to serve the community better and help reduce the temptation to raise the visor, SD now offer the Mask-visor and the "Platinum full-face visor" (SKU1012), both of which are light and allow good air circulation. To make the visor more comfortable to wear for long periods, we have also introduced a refined "comfort head-frame®".

The SD mask-visor® is made using 5mm untreated polycarbonate. It has two "mandibles" with spaces between that allow air to the wearer's nose and mouth without leaving gaps for blast from below to enter. It is supplied with a coloured sunshield. This reduces reflections on the inside of the visor and also reduces the risk of scratching if the visor is put down carelessly. The nylock® nuts used to fasten the visor to the head-frame should be tightened so that the visor cannot be raised during use.

Your organisation's logo (one colour) can be printed onto the mask-visor at no extra cost.

*Because visors must be worn in the sun, and will be scratched no matter how careful you are, SD recommends that you follow the IMAS guidelines and replace visors annually\*.*

For more information, contact Trevor Thomsen or Oddia Mabika at [secdev@mweb.co.zw](mailto:secdev@mweb.co.zw)  
 Tel: +263 4 487064 / 486405 / 486317 Facsimile: +263 4 486885 [www.secdevinc.com](http://www.secdevinc.com)



Anti-glare shield.

Wide air vents.

SD Part no.: SKU1012

Mandible fixings are flush on the inside.

Anti-scratch stand-off.

The head-frame has a double strap for better stability and comfort.

The visor face can attach inside or outside the head-frame, allowing a comfortable fit on wider heads.

\* See [http://www.mineactionstandards.org/tnma/TN\\_10.10\\_02\\_2004\\_General\\_Safety.pdf](http://www.mineactionstandards.org/tnma/TN_10.10_02_2004_General_Safety.pdf) )



## SD half-visor for humanitarian demining

SD have offered a half-visor for more than ten years. It was designed for use by dog handlers or supervisors who need to make clear and unobstructed voice commands. With the recent revisions to IMAS 10.30, it can now be used by any deminer when the risk-assessment allows this. It may, for example, prove popular as an alternative to goggles worn by deminers standing to excavate using rakes.

The SD Half-visor is made using 5mm untreated polycarbonate and meets the requirements of IMAS 10.30 (2009). It can be made Long or Short – as shown in the photograph on the right. The longer version covers more of the wearer's forehead. *Please specify long or short when ordering.*

Each visor is numbered for identification and replacement purposes. The complete Half visor and head-frame weighs around 500g).

The half-visor can be fitted to a [Comfort head-frame®](#) that is made from polyamide for durability. The fixings are made from heat-formed polycarbonate, which provides durability and flexibility. The nylock® nuts used to fasten the visor to the head-frame should be tightened so that the visor cannot be raised during use.

An optional Scratch-guard [SKU1019] is available. This is a thin sheet of polycarbonate that mounts securely over the half-visor to protect it from scratches during use, storage and transport.

Your organisation's logo (one colour) can be printed onto the Half-visor at no extra cost.



The visor face can be bolted inside or outside the head-frame wings, so accommodating broader heads.



***Because visors must be worn in the sun, and will be scratched no matter how careful you are, SD recommends that you follow the IMAS guidelines and replace visors annually***

(See [http://www.mineactionstandards.org/tnma/TN\\_10.10\\_02\\_2004\\_General\\_Safety.pdf](http://www.mineactionstandards.org/tnma/TN_10.10_02_2004_General_Safety.pdf) ).

For more information, contact Trevor Thomsen or Oddia Mabika at [secdev@mweb.co.zw](mailto:secdev@mweb.co.zw)  
Tel: +263 4 487064 / 486405 / 486317 Facsimile: +263 4 486885 [www.secdevinc.com](http://www.secdevinc.com)



# SD Head-frames for visors in humanitarian demining

We offer the "SD Standard" or the "SD Comfort®" head-frames.

Both head-frames are made from ballistic polyamide for durability. The fixings are made from heat-formed polycarbonate, which ensures durability and flexibility. The visor face bolts to the fixings to prevent the visor being raised at the wrong times. Inside both head-frames is a removable washable sweatband to add to the wearer's comfort.

### SD Standard head-frame [SKU1014]

Our Standard head-frame design was introduced in 1998 and was immediately popular. It has a single Velcro fastening strap across the top of the head and another at the back of the head.

### SD Comfort® head-frame [SKU1015]

Because there is no single head-shape, our 2009 alternative head-frame adds to comfort and stability with two straps across the back of the head. The lower strap ensures greater comfort and visor stability.

Our new Mask-visor and Platinum full-face visor have been designed to allow a further adjustment.

When the pressure on the wearer's head is uncomfortable, the attachments from the head-frame to the visor can be moved to the outside of the visor face, so allowing for wider heads. The adjustment adds 2cm to the diameter of the head, greatly increasing the "hat-size".

### Contact:

Email: Trevor Thomsen or Oddia Mabika at [secdev@mweb.co.zw](mailto:secdev@mweb.co.zw)

Tel: +263 4 487064 / 486405 / 486317

Facsimile: +263 4 486885 [www.secdevinc.com](http://www.secdevinc.com)



Our Standard visor and Platinum visor are shown above. The width adjustment described below is not possible on the Standard visor.

Both the SD Mask-visor (above) and the SD Platinum full-face visor (below) are designed to be used with the Comfort® head-frame.



To relieve pressure on wide heads, move the visor face inside the head-frame fixings.





## SD Visor Scratch-guards

All SD visors are made using untreated polycarbonate. The material is flexible and blast resistant, but is easily scratched.

To give our visors a longer life, we began fitting an easily removable and replaceable scratch-guard when we started manufacture in 1998. We now make variations to fit most current visor designs. During visor use, transport and storage, it is the scratch-guard that gets damaged rather than the face beneath - which remains clear and unscratched. Replace the scratch-guard and the visor can be as good as new.

Our scratch-guard is a transparent cover for that part of the visor face that the wearer looks through. It is held away from the visor-face by a thin foam gasket. All our scratch-guards are cut from 1 mm polycarbonate sheet. This adds 1mm to the overall thickness of the protection available during a blast.

Unlike foils and appliquéés that are stuck to the visor face, the SD scratch-guard offers enhanced performance without the possibility of poor vision or eye strain caused by the optical interference common with foils. However, we also offer an appliqué with the best optical properties we can find. Please contact us to discuss that.

Each scratch-guard is fastened to the visor face using the head-frame bolts and can be easily replaced - at low cost.

The pictures at the lower right opposite show a visor after an anti-personnel mine blast and a man showing that with the scratch-guard removed, the main area of the visor remains undamaged. With large mines this may not happen, but it illustrates the way that the scratch-guard protects the visor surface beneath it.

### Contact:

Email: Trevor Thomsen or  
Oddia Mabika at [secdev@mweb.co.zw](mailto:secdev@mweb.co.zw)  
Tel: +263 4 487064 / 486405 / 486317  
Facsimile: +263 4 486885  
[www.secdevinc.com](http://www.secdevinc.com)





## SD Body Armour for demining .... 2012 refinements

Whatever your armour choice, our 2012 range now has removable, washable and replaceable covers as standard.



✓ All of our armour designs can be supplied in regular, large and extra-large sizes.



✓ Improved webbing straps and top quality fastenings are now standard fittings.



✓ Panels to offer back protection are now available on all of our designs.




Our popular SD450 and Raptor designs will fit the vast majority of deminers in their regular size.

**Contact:** Email: Trevor Thomsen or Oddia Mabika at [secdev@mweb.co.zw](mailto:secdev@mweb.co.zw)

Tel: +263 4 487064 / 486405 / 486317

Facsimile: +263 4 486885 [www.secdevinc.com](http://www.secdevinc.com)





## SD 450 body-armour apron for humanitarian demining

Our popular SD 450 demining body-armour (NATO STANAG 2920 V50 – 450m/s) extends tailored protection over the deminer's frontal thighs while still being comfortable to walk and kneel in.

With a multi-layer Kevlar/polyamide inner inside a washable Cordura® textured nylon cover that is exceptionally long-lasting and resistant to tears and abrasions, it is lighter than many alternatives at 3.4 kg. The cover is removable and washable, so can be replaced at a later time. A variant with a protected back is available on request.

The design includes a useful chest pocket - because access to other pockets is restricted after the apron is fastened.

Designed to interface with the SD Visor range, the collar overlaps the visor when looking down, but allows full head movement side-to-side when looking up.

The SD 450 body-armour apron is adjusted to fit using simple webbing straps and clips.

Colours may vary between dye lots.

### Contact:

Email: Trevor Thomsen or  
Oddia Mabika at [secdev@mweb.co.zw](mailto:secdev@mweb.co.zw)  
Tel: +263 4 487064 / 486405 / 486317  
Facsimile: +263 4 486885  
[www.secdevinc.com](http://www.secdevinc.com)



SD Part no.: SKU2015



**NOTE:** Like most other PPE, SD armour is designed to be water-resistant. Users should avoid getting the core of any armour wet because this can reduce the protection it offers. If the core of armour gets wet, allow the garment to dry naturally before use. Do not tumble-dry or expose to heaters.



# SD Kestrel body-armor apron for humanitarian demining

Our Kestrel body armour (NATO STANAG 2920 V50 – 450m/s) is lightweight and comfortable, providing vital area protection whether standing or kneeling to excavate anti-personnel mines. The weight is carried on the hips, with the fold-down flap hanging over the thighs with shaped inserts so that leg straps are not needed. Protection for the genitals can be folded back inside the armour cover when not wanted.

A generous chest pocket and a shoulder strap for clipping a radio make the armour suitable for deminers or supervisors.

The collar has been designed to interface with our SD Platinum visor or the SD Mask Visor, but can also be used with our Standard visor or Half visor. The small upright collar allows the wearer an easier view of their feet without compromising safety.

With a multi-layer Kevlar/polyamide inner covered by a washable Cordura® textured nylon outer that is exceptionally longlasting and resistant to tears and abrasions, the SD Kestrel armour weighs less than 2.9kg. The cover is removable and washable, so can be replaced at a later time. A variant with a protected back is available on request.

Colours may vary between dye lots.

### Contact:

Email: Trevor Thomsen or  
Oddia Mabika at [secdev@mweb.co.zw](mailto:secdev@mweb.co.zw)  
Tel: +263 4 487064 / 486405 / 486317  
Facsimile: +263 4 486885  
[www.secdevinc.com](http://www.secdevinc.com)



Apron flap in down position

The collar interfaces closely with our long visors when looking down.

The apron flap is shaped over the front of the thighs.

SD Part no.: SKU2017

The Kestrel's (design-registered) genital protection can be folded inside the main chest panel of the armour when it is not wanted. It can be used whether the apron-flap is up or down.

**NOTE:** Like most other PPE, SD armour is designed to be water-resistant. Users should avoid getting the core of any armour wet because this can reduce the protection it offers. If the core of armour gets wet, allow the garment to dry naturally before use. Do not tumble-dry or expose to heaters.



## SD Kestrel Mk2 body-armor apron for humanitarian demining

At a customer's request, we have modified the Kestrel Mk1 and come up with something rather different. Still meeting the IMAS requirements and with a NATO STANAG 2920 V50 of 450m/s), the Kestrel Mk2 is exceptionally light and comfortable, providing vital area protection whether standing or kneeling to excavate anti-personnel mines.

The weight is carried on the hips, with the fold-down flap hanging over the thighs. Our SD design-registered shaped inserts over the thigh mean that leg straps are not needed. Leaving the apron unfastened on the legs increases comfort whether walking or kneeling/squatting.

A generous chest pocket and optional shoulder straps for clipping a radio make the armour suitable for deminers and supervisors.

The apron flap is intended to be raised when walking about, and down when excavating a device.

The collar has been designed to interface with our visor range. By making a small, upright collar we allow the wearer an easier view of their feet without compromising safety.

With a multi-layer Kevlar/polyamide inner covered by a washable Cordura® textured nylon outer that is exceptionally longlasting and resistant to tears and abrasions, the SD Kestrel armour weighs less than 2.7kg. The cover is removable and washable, so can be replaced at a later time. A variant with a protected back is available on request.

Colours may vary between dye lots.

### Contact:

Email: Trevor Thomsen or Oddia Mabika at [secdev@mweb.co.zw](mailto:secdev@mweb.co.zw)  
Tel: +263 4 487064 / 486405 / 486317  
Facsimile: +263 4 486885  
[www.secdevinc.com](http://www.secdevinc.com)



SD Part no.: SKU2019



The collar interfaces closely with our long visors when looking down.

A broad padded belt carries the weight on the hips. The apron flap is shaped over the front of the thighs.



Simple to put on and take off, one specialist has described it as ***"the most comfortable armour on the market"***.

**NOTE:** Like most other PPE, SD armour is designed to be water-resistant. Users should avoid getting the core of any armour wet because this can reduce the protection it offers. If the core of armour gets wet, allow the garment to dry naturally before use. Do not tumble-dry or expose to heaters.



# Hawk body-armour apron for humanitarian demining

Always aiming to achieve comfort and value for money, our Hawk body-armour (NATO STANAG 2920 V50 – 450m/s) is versatile enough for deminers and supervisors, providing vital area protection whether walking around or excavating anti-personnel mines. It is lighter and more comfortable than alternatives, and includes several special design features.

The Hawk body-armour can be worn short, medium or long, depending on your activity at the time. Adjustment is as simple as unfastening a Velcro tab.

With a multi-layer Kevlar/polyamide inner covered by a washable Cordura® textured nylon outer that is exceptionally long-lasting and resistant to tears and abrasions, it weighs less than 2.5kg. The cover is removable and washable, so can be replaced at a later time. A variant with a protected back is available on request.

The shoulder-straps are partly elasticated. After adjustment to suit the individual, they need not be undone again.

The Hawk includes genital-protection that can be worn when wanted, and folded away inside the armour cover when it is not wanted.

Colours may vary between dye lots.

**Contact:**

Email: Trevor Thomsen or Oddia Mabika at [secdev@mweb.co.zw](mailto:secdev@mweb.co.zw)  
Tel: +263 4 487064 / 486405 / 486317  
Facsimile: +263 4 486885  
[www.secdevinc.com](http://www.secdevinc.com)



SD Part no.: SKU2016



The Hawk body-armour seen from the back, showing the (design-registered) genital protection that can be folded inside the armour when it is not wanted.

**NOTE:** Like most other PPE, SD armour is designed to be water-resistant. Users should avoid getting the core of any armour wet because this can reduce the protection it offers. If the core of armour gets wet, allow the garment to dry naturally before use. Do not tumble-dry or expose to heaters.



# SD Hornet body-armor apron for humanitarian demining

Our 2012 body armour was designed by AVS and is called the Hornet. Designed to provide protection that meets NATO STANAG 2920 (V50 – 450m/s) and the up-to-date IMAS requirements, the Hornet is comfortable to wear while squatting, kneeling or walking. The weight is carried on the wearer's hips, and the thighs are protected by flaps with the SD (design registered) shaped polycarbonate inserts.

The apron has a generous chest pocket and two collars designed to interface with the SD visor range while restricting downward vision to a minimum.

Two sizes are available, Regular and Large.

With a multi-layer Kevlar/polyamide inner covered by a washable Cordura® textured nylon outer that is exceptionally longlasting and resistant to tears and abrasions, the SD Hornet armour weighs less than 2.9kg. The cover is removable and washable, so can be replaced at a later time. A variant with a protected back is available on request.

Beware of very lightweight armour – which can only be achieved by reducing the Kevlar content.

Colours may vary between dye lots.

Your logo, radio-clip straps of other refinements can be added. Contact us to discuss your needs.

### Contact:

Email: Trevor Thomsen or  
Oddia Mabika at [secdev@mweb.co.zw](mailto:secdev@mweb.co.zw)  
Tel: +263 4 487064 / 486405 / 486317  
Facsimile: +263 4 486885  
[www.secdevinc.com](http://www.secdevinc.com)



SD Part no.: SKU2018



The collars are both inside and outside our long visors when looking down – providing secure face and eye protection.

Broad straps, waist padding and large buckles make the hornet comfortable and easy to put on and take off.



**NOTE:** Like most other PPE, SD armour is designed to be water-resistant. Users should avoid getting the core of any armour wet because this can reduce the protection it offers. If the core of armour gets wet, allow the garment to dry naturally before use. Do not tumble-dry or expose to heaters.



## SD Raptor body-armour apron for humanitarian demining

The SD Raptor demining body-armour is a refinement of our popular (and still widely used) MK 1 and SADEC Aprons. This simple apron extends protection over the deminer's frontal thighs while being easy to walk and kneel in. It is designed to make it easy to keep the apron between the deminer and the mine even if the deminer squats and twists to work from the side. When kneeling to excavate, the apron can be made to extend to the ground and provide full frontal coverage.

Unusually, this apron has two collars, one inside the visor and one outside. This ensures an interface between visor and apron even if the deminer is lying down - and while lying down is rare, it is sometimes appropriate. Shoulder pieces allow full arm movement while protecting the vulnerable underarm areas from a frontal blast. We now reinforce the outer collar with a polycarbonate insert that keeps it at the right angle to ensure a visor overlap.

With a multi-layer polyamide inner covered by a Cordura® textured nylon outer that is exceptionally long-lasting and resistant to tears and abrasions, it weighs 3.9kg complete with a polyamide chest insert that brings vital area protection above the IMAS requirement of STANAG 2920 450 m/s. The cover is removable and washable, so can be replaced at a later time. A variant with a protected back is available on request.

Colours may vary between dye lots.

The Raptor's open back and minimal straps make it comfortable and relatively cool. It is adjusted to fit using simple webbing straps and clips.

It is stated in the conclusions of independent SADEC tests conducted in 2001 that "The [SD] MK1 Apron was shown to be capable of withstanding the blast of a detonating PMD-6 wooden anti-personnel blast mine and a PMN blast mine with an ADDITIONAL 200g charge at 30 cm." That is a total of 640g TNT at 30cm, which does not surprise us, but often surprises our customers.

### Contact:

Email: Trevor Thomsen or  
Oddia Mabika at [secdev@mweb.co.zw](mailto:secdev@mweb.co.zw)  
Tel: +263 4 487064 / 486405 / 486317  
Facsimile: +263 4 486885  
[www.secdevinc.com](http://www.secdevinc.com)



SD Part no.: SKU2012



**NOTE:** Like most other PPE, SD armour is designed to be water-resistant. Users should avoid getting the core of any armour wet because this can reduce the protection it offers. If the core of armour gets wet, allow the garment to dry naturally before use. Do not tumble-dry or expose to heaters.



## SDV body-armour apron for humanitarian demining

The SDV body-armour (NATO STANAG 2920 V50 – 450m/s) is versatile enough for deminers and supervisors, providing vital area protection whether walking around or excavating anti-personnel mines. The design is simple and effective. The SDV body-armour can be worn short or long, depending on your activity at the time. Adjustment is as simple as unfastening a Velcro tab.

With a multi-layer polyamide inner covered by a removable Cordura® textured nylon outer that is washable and exceptionally long-lasting and resistant to tears and scuffs, the SDV weighs 2.5kg complete with a polycarbonate chest insert that brings vital area protection above the IMAS requirement of STANAG 2920 450 m/s. The cover is removable and washable, so can be replaced at a later time. A variant with a protected back is available on request.

The ventilated high-performance Nylon-6.6 back does not provide protection, but does ensure that the weight rests on the shoulders and so increases comfort.

A large collar interfaces with the SD visor range, so providing assured frontal protection in line with IMAS 10.30.

Colours may vary between dye lots.

### Contact:

Email: Trevor Thomsen or  
Oddia Mabika at [secdev@mweb.co.zw](mailto:secdev@mweb.co.zw)  
Tel: +263 4 487064 / 486405 / 486317  
Facsimile: +263 4 486885  
[www.secdevinc.com](http://www.secdevinc.com)



**NOTE:** Like most other PPE, SD armour is designed to be water-resistant. Users should avoid getting the core of any armour wet because this can reduce the protection it offers. If the core of armour gets wet, allow the garment to dry naturally before use. Do not tumble-dry or expose to heaters.



## Blast-resistant hand-tools for humanitarian demining

In line with IMAS 10.30 (and design rules arising from US funded research) Security Devices has been supplying blast-resistant tools for more than ten years. Be aware that some other tools offered as “blast-resistant” are poor copies. Others break the design rules by having many parts, being short, or by using very hard steels.

Blast resistance does not mean “blast-proof”. The tools are designed to distort in a blast event (which reduces the risk of breakage) and to remain in one piece, so reducing the risk of injury from parts of the tool. They are also designed to keep the user’s hand low to the ground and far enough from an anti-personnel mine blast to avoid severe hand injury.

Our blast-resistant tools are designed to be used when exposing a mine, and augment our other “demining tools” that are also designed for purpose but do not need to be blast-resistant.

The blast resistant tools shown here can be supplied in a tool-roll when purchased together.

**NOTE:** *Our blast-resistant tools have been tested against AP blast mines and performed well, BUT each blast is different and we cannot guarantee that this will always be the case. See [Blast Testing](#) on our website.*

### Contact:

Email: Trevor Thomsen or  
Oddia Mabika at [secdev@mweb.co.zw](mailto:secdev@mweb.co.zw)  
Tel: +263 4 487064 / 486405 / 486317  
Facsimile: +263 4 486885  
[www.secdevinc.com](http://www.secdevinc.com)



### Order numbers

- A** – Demining brush (SKU3018)
- B** – Oval-profile prodder (SKU3010)
- C** – Demining trowel (SKU3012)
- D** – T profile pick-prod (SKU3011)
- E** – Tool-roll (SKU3013)

Our two-handed Excavator (SKU3017) and Stainless Steel rakes (SKU3028) are not shown here. See <http://www.secdevinc.com/Excavator.htm> and <http://www.secdevinc.com/SD%20Heavy%20rakes.htm>



## More tools designed for demining

In addition to our Blast-resistant tools, SD makes and supplies other tools designed specifically for use in demining.


Shown here are:

- A** – Folding mine-marker (SKU3023)
- B** – Detector signal indicator (SKU3024)
- C** – Excavation guide (20cm) (SKU3025)
- D** – EOD pulling set (SKU3022)
- E** – Standard pulling set (SKU3021)
- F** – Neodymium magnet stick (SKU3015)
- G** – Neodymium magnet clip (fits trowel blades) (SKU3016)
- H** – The two-tined Stainless Steel Heavy rake (SKU3028)

We can also supply a wide range of off-the-shelf tools essential for ancillary tasks.

### Contact:

Email: Trevor Thomsen or  
Oddia Mabika at [secdev@mweb.co.zw](mailto:secdev@mweb.co.zw)  
Tel: +263 4 487064 / 486405 / 486317  
Facsimile: +263 4 486885  
[www.secdevinc.com](http://www.secdevinc.com)





## Ancillary tools for humanitarian demining

We understand the convenience of being supplied from as few sources as possible. To make this possible, Security Devices offers a wide range of off-the-shelf ancillary tools that demining teams need. *If you need it – we will try to source it!*

Some typically requested tools are shown alongside, but we can supply many others.



SKU No.	Description
4010	Measuring tape 50m
4011	Measuring tape 100m
4012	Measuring tape 200m
4013	Pruners (bypass)
4014	Pruners (anvil)
4015	Pruners (ratchet, anvil)
4016	Shears (standard)
4017	Shears (extending handles)
4018	Hammer (small)
4019	Hammer (1kg)
4020	Hammer (sledge) large
4021	Axe small
4022	Axe large
4023	Pruners (long, bypass)
4024	Wire cutters small
4025	Wire cutters (heavy duty)
4026	Pliers
4027	Machete
4028	Panga
4029	Bow saw
4030	Hand saw
4031	File (medium)
4032	Sharpening stone (2 grades)
4033	Spade
4034	Shovel (with sides)
4035	Folding knife
4036	Compass
4037	Nylon rope (100m)
4038	Plastic warning tape (200m)
4039	Nylon (woven) warning tape (200m)

### Contact:

Email: Trevor Thomsen or  
 Oddia Mabika at [secdev@mweb.co.zw](mailto:secdev@mweb.co.zw)  
 Tel: +263 4 487064 / 486405 / 486317  
 Facsimile: +263 4 486885  
[www.secdevinc.com](http://www.secdevinc.com)



To avoid any confusion when ordering from Security Devices Pvt., please quote the SD SKU order number for each product you need. These numbers are featured on product pages and are listed below.

### SD Visors and head-frames

No.	Description
1010	Standard full-face visor
1011	Platinum full-face visor
1012	Mask-visor
1014	Standard single-strap head-frame
1015	Comfort double-strap head-frame
1016	Full-face visor scratch-shield
1017	Platinum visor scratch-shield
1018	Half-visor (comfort head-frame)
1019	Half-visor scratch-shield

### SD body armour aprons

No.	Description
2010	SD Rapier Apron
2011	SD Falcon Apron
2012	SD Raptor Apron
2014	SDV Apron
2015	SD 450 Apron
2016	SD Hawk Apron
2017	SD Kestrel Apron
2018	SD Hornet Apron
2019	SD Kestrel Mk2 Apron

### SD demining tools (Blast-resistant)

No.	Description
3010	SD Oval probe (MIT)
3011	T-profile pick-prod
3012	Demining trowel
3015	Magnetic stick
3016	Magnetic trowel clip
3017	MIT Excavator (Two-handed)

3018	Demining brush
3019	SD Mine Grab (long)
3020	Folding excavator (Braveheart)
3021	Standard Pulling set
3022	EOD Pulling set
3023	Mine Marker (folding)
3024	Signal indicator
3025	Excavation guide (20cm)
3026	Demining spade
3027	Mine-grab (long)
3028	Stainless Steel Heavy rake

### SD demining tools (not blast-resistant)

No.	Description
4010	Measuring tape 50m
4011	Measuring tape 100m
4012	Measuring tape 200m
4013	Pruners (bypass)
4014	Pruners (anvil)
4015	Pruners (ratchet, anvil)
4016	Shears (standard)
4017	Shears (extending handles)
4018	Hammer (small)
4019	Hammer (1kg)
4020	Hammer (sledge) large
4021	Axe small
4022	Axe large
4023	Pruners (long, bypass)
4024	Wire cutters small
4025	Wire cutters (heavy duty)

4026	Pliers
4027	Machete
4028	Panga
4029	Bow saw
4030	Hand saw
4031	File (medium)
4032	Sharpening stone (2 grades)
4033	Spade
4034	Shovel (with sides)
4035	Folding knife
4036	Compass
4037	Nylon rope (100m)
4038	Plastic warning tape (200m)
4039	Nylon (woven) warning tape (200m)
4040	Gardening gloves

### SD Medical supplies

No.	Description
4050	TMD Shock pack (Medical)
4051	TMD Trauma pack (Medical)
4052	TMD Medic's waistcoat

### Contact:

Email: Trevor Thomsen or  
 Oddia Mabika at [secdev@mweb.co.zw](mailto:secdev@mweb.co.zw)  
 Tel: +263 4 487064 / 486405 / 486317  
 Facsimile: +263 4 486885  
[www.secdevinc.com](http://www.secdevinc.com)



## *...in search of safety*

Security Devices (Pvt.) Ltd has been in business for more than twenty years. We started making alarm systems, safes and metal-detectors, diversifying into PPE for demining in 1996. Since that time, the PPE side of the business has grown to dominate all others. We acknowledge support from the Sir Halley Stewart Trust in UK and US Army CECOM NVESD for supporting our early product development work in the 1990s.

The pictures shows the SD management team and some of our loyal staff. The Company Directors are Oddia Mabika, Washington Mbundire, Trevor Thomsen, and Fiona Mackay.

And every good manager knows that they rely on the workforce, some of whom are pictured on the right. Our workforce are skilled tailors and artisans - good people one and all. Many of them have been with us for over a decade, which makes us proud because, as managers, we are serving them as well as our customers.

See our detailed website for details of what we can do for you at <http://www.secdevinc.com>

For more information, contact Trevor Thomsen or Oddia Mabika at [secdev@mweb.co.zw](mailto:secdev@mweb.co.zw)  
Tel: +263 4 487064 / 486405 / 486317  
Facsimile: +263 4 486885 [www.secdevinc.com](http://www.secdevinc.com)



## Security Devices (Pvt.) Ltd.

